

6 Week Rolling Revenue Report w/ Payroll Usage

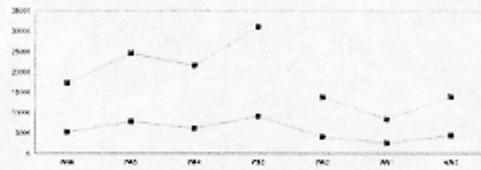
Reporting Date: 01/05/2004

Report Range: 11/22/2003 through 01/09/2004

Week Ending:

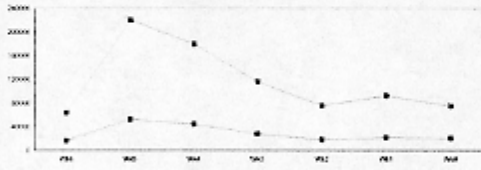
1/09 1/02 12/26 12/19 12/12 12/05 11/28 Average

Revenue Center



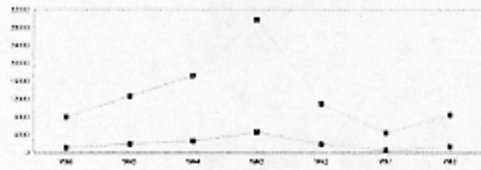
Revenue	\$ 13,993	\$ 8,405	\$ 13,820	\$ 31,120	\$ 21,673	\$ 24,649	\$ 17,388	\$ 18,721
Change from last week	66%	-39%	-56%	44%	-12%	42%		14%
Covers	64	32	49	117	82	105	67	74
Change from last week	100%	-35%	-58%	43%	-22%	57%		14%
Payroll	\$ 4,441	\$ 2,585	\$ 4,097	\$ 9,149	\$ 6,190	\$ 7,843	\$ 5,270	\$ 5,653
% of Revenue	31.7%	30.8%	29.6%	29.4%	28.6%	31.8%	30.3%	30.3%

Revenue Center



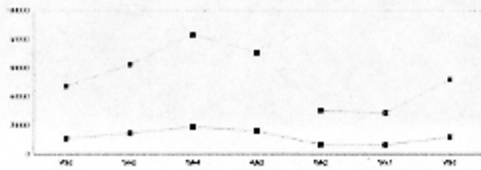
Revenue	\$ 75,517	\$ 92,604	\$ 76,356	\$ 116,522	\$ 179,903	\$ 220,152	\$ 63,738	\$ 117,827
Change from last week	-18%	21%	-34%	-35%	-18%	245%		13%
Covers	394	372	357	517	679	731	321	482
Change from last week	6%	4%	-31%	-24%	-7%	128%		13%
Payroll	\$ 21,032	\$ 22,077	\$ 18,409	\$ 28,511	\$ 44,734	\$ 53,238	\$ 16,693	\$ 29,242
% of Revenue	27.9%	23.8%	24.1%	24.5%	24.9%	24.2%	26.2%	25.1%

Revenue Center



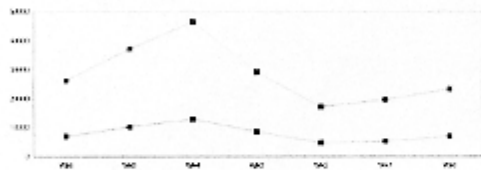
Revenue	\$ 8,410	\$ 4,446	\$ 10,997	\$ 29,765	\$ 17,227	\$ 12,699	\$ 8,042	\$ 13,083
Change from last week	89%	-60%	-63%	73%	36%	58%		11%
Covers	47	25	36	63	69	58	41	48
Change from last week	88%	-31%	-43%	-9%	19%	41%		11%
Payroll	\$ 1,339	\$ 588	\$ 1,948	\$ 4,569	\$ 2,684	\$ 1,981	\$ 1,240	\$ 2,050
% of Revenue	15.9%	13.2%	17.7%	15.4%	15.6%	15.6%	15.4%	15.5%

Revenue Center



Revenue	\$ 51,908	\$ 28,621	\$ 30,399	\$ 70,730	\$ 83,054	\$ 62,626	\$ 47,284	\$ 53,518
Change from last week	81%	-6%	-57%	-15%	33%	32%		17%
Covers	197	95	109	256	323	244	160	198
Change from last week	107%	-13%	-57%	-21%	32%	53%		17%
Payroll	\$ 11,861	\$ 6,424	\$ 6,722	\$ 16,034	\$ 19,067	\$ 14,463	\$ 10,877	\$ 12,207
% of Revenue	22.8%	22.4%	22.1%	22.7%	23.0%	23.1%	23.0%	22.7%

Revenue Center



Revenue	\$ 23,302	\$ 19,616	\$ 17,217	\$ 29,105	\$ 46,433	\$ 37,168	\$ 26,217	\$ 28,437
Change from last week	19%	14%	-41%	-37%	25%	42%		9%
Covers	155	108	93	163	277	237	148	169
Change from last week	44%	16%	-43%	-41%	17%	60%		9%
Payroll	\$ 7,016	\$ 5,391	\$ 4,796	\$ 8,582	\$ 12,967	\$ 10,246	\$ 7,090	\$ 8,013
% of Revenue	30.1%	27.5%	27.9%	29.5%	27.9%	27.6%	27.0%	28.2%

SAMPLE